



garage doors

DO THINGS DIFFERENTLY





garage doors

DO THINGS DIFFERENTLY



Welcome to the Legbud range guide.

Legbud garage doors are all about great products at everyday pricing. Built to last and packed with features that make them a pleasure to use, Legbud garage doors are exceptional for their good value and striking good looks. Our 2012 brochure includes a number of new products, showcased over the coming pages and includes our new canopy gear for single doors - see below and page 14.



Retractable lifting gear is supplied as standard on all doors.



Single doors up to 9'0" wide and 7'0" high are available with the option of canopy lifting gear. Canopy gear is not suitable for electric operation.





Up and over doors are designed for a long and reliable life and are available with retractable or canopy lifting gear. See page 4



Our "smartpass" up and over doors have a built in pass door - perfect for those times when you want access to your garage without a separate side door. It opens just like a normal up and over door when you need it and opens just like a side door when you don't! See page 5.



Many garage doors can be draughty with large gaps and no seals. Our Thermo Premium door not only has seals but is insulated too, keeping warmth in and the weather out! See pages 6 and 7. The single skin version of this popular design is a new arrival too!



Looking for a little Ekstra style? Our Premium door range has the option of decorative stainless steel decals to add a contemporary touch see pages 8 and 9.



If you love the look of real timber our cedar range is the perfect choice - see page 10 and 11 for the full range.



Traditional side opening doors are brought right up to date with all round lip seals and secure locking. See page 12.



Remote controls - see page 15.



garage doors

DO THINGS DIFFERENTLY



## Steel Doors • Up and Over



Vertical



Clean vertical lines give the Vertical a contemporary look. Available in side opening, "Smartpass" and personnel versions.

Horizontal



The classic horizontally ribbed door is brought up to date with a slimmer rib profile. Horizontal - the new standard.

Security is solid and dependable. The attractive black handle sits easily in the hand and is lockable. Strong steel bracing ensures the door is a barrier to forced entry.



Cable operated steel latches engage every time with positive clunk. Latches are quickly retracted by the internal or external handle.



Vertical with windows allows natural light into your garage. Windows are double glazed tough polycarbonate in clear or frosted.




# Steel Doors • Up and Over • "Smartpass"



Vertical with "Smartpass"



The Vertical with a "Smartpass" access door built in - an up and over door with a built-in access door for those times when you just don't need to open the whole door - classic style, intelligent design!




If you'd like better thermal performance from your door - just ask - we can upgrade "Smartpass" doors with insulation between the outer skin and an added PVC back.

Aside from the ever popular white, doors are also available in the classic low gloss solid colours and shimmering metallic colours shown. \*The Vertical and Horizontal designs are also available in golden oak and dark oak effect wood grain laminates.

Every door is factory finished for excellent corrosion resistance.



Every door includes MAXIPLUS operating gear as standard - narrow profile, high level lifting arms ensuring maximum drive through width at wing mirror height.



The optional bottom threshold provides an excellent seal against leaves and other debris blowing under your door. It can be removed if a flush threshold is preferred.




The door is built to fine tolerances and that means no unsightly gaps around the door and a rigid strong panel that is durable and long lasting.





garage doors

DO THINGS DIFFERENTLY




### Steel doors • Premium Up and Over Thermo Premium Insulated Up and Over

The Premium range of doors feature stylish wide rib design and are available as the Premium single skin door and the Thermo Premium double skin insulated door.

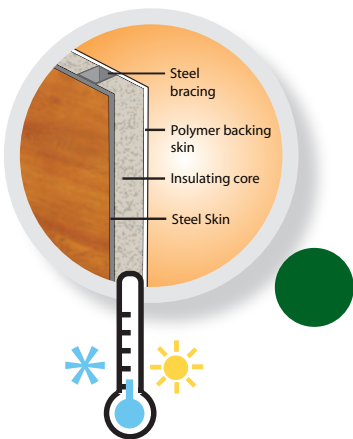
Wide Rib Horizontal in white



Wide Rib Vertical in white




U Value 1.5 W/m<sup>2</sup>K



The Benefits of insulation in a garage door are significant if you want your garage to be anything more than a cold outhouse - insulation allows your garage to become a pleasant environment suited to many uses. It will also help reduce the need for extra heating if your garage is under a bedroom and in turn lower your energy bills.


Wide Rib Vertical in golden oak




Both Premium and Thermo Premium Insulated doors in all styles and finishes are available with Ekstra decorative decals - see over the page for details.



Wide Rib Horizontal in golden oak



Effective side and top seals combine with the bottom threshold to create a door with excellent thermal performance that retains the simplicity and reliability of a retractable opening mechanism. Another example of our intelligent design!




Classic white is supplemented by attractive wood grain effect smooth laminates in golden oak and Dark Oak and two metallic finishes. Every door is factory finished for excellent corrosion resistance.



The inside face of the Thermo Premium Insulated door is especially tidy - a wipe clean PVC skin creates a light reflecting, neat finish.

Wide Rib Horizontal in dark oak





garage doors



DO THINGS DIFFERENTLY



### Premium Ekstra - Decorative Decals

Stainless steel decorative elements - add a little Ekstra!

Ekstra decorative decals are a stylish and contemporary addition to Premium and Thermo Premium Insulated doors - a selection of designs are shown here - if you have a special design in mind just ask!





Ekstra Porthole Vertical



Ekstra Porthole Horizontal



Ekstra Porthole



Ekstra Porthole Vertical & Solid



Ekstra Porthole Horizontal & Solid



Ekstra Rectangle Vertical



Ekstra Rectangle Horizontal




Ekstra Rectangle Horizontal Tall



Ekstra Square Vertical & Solid



Ekstra Square Porthole Vertical



Ekstra Diamond Porthole Vertical



Ekstra Exclamation Porthole Vertical





garage doors

DO THINGS DIFFERENTLY




### Timber Doors • Up and Over

The natural beauty of timber shines through on our range of up and over doors. Benefiting from the same excellent opening mechanism, locking and strong steel chassis, these doors add a classic touch to any home.

If you are fitting doors side by side, let us know and we'll craft a pair finished to a similar shade - remember wood is a natural material and no two doors are alike!

If you'd like to create your own design, we offer an open chassis into which you can fit your own panels up to a maximum weight of 7.5 kilograms per square metre.



Stratford (shown basecoated)

Tongue & groove cedar boards

Bamburgh (shown in Light Oak)



Cedar boards and mouldings

Fairbourne (shown in Light Oak)




Cedar faced ply and cedar mouldings

Highclere (shown in Light Oak)




Cedar boards and mouldings

Meriden (shown in Basecoat)



Tongue & groove cedar boards

Tewksbury (shown in Basecoat)



Tongue & groove cedar boards

Ullswater (shown in Light Oak)



Cedar faced ply and cedar mouldings

Sheringham (shown in Light Oak)




Cedar boards and mouldings

Whitewell (shown in Light Oak)



Cedar faced ply and cedar mouldings



Doors are available basecoat treated ready for staining to a shade of your choice or fully finished in the colours above.

The Stratford is available in basecoat only.



garage doors


DO THINGS DIFFERENTLY



### Steel doors • Side Hinged



Vertical



If you'd like better thermal performance from your door - just ask - we can upgrade side hinged doors with insulation between the outer skin and an added PVC back.

Our doors are strong, allowing sizes up to 14'0" wide to be accommodated. **Doors are available as 50:50 opening or 1/3:2/3 opening (up to 10'0" wide)**



Matching personnel doors share the same quality construction and ease of use.

Traditional side hinged doors are easy to operate and so simple. Our side hinged door has plenty of intelligent details that make daily use practical and effortless - the spring loaded floor stop is a good example - foot operated and effective on uneven ground - works every time!


Side hinged, personnel and smart pass doors employ high grade corrosion protected hinges for smooth operation and elimination of leaf "sag".



Side hinged doors have lever activated top and bottom latches to the inactive leaf and handle operated latches to the active leaf. The handle can be locked from the outside.




A useful spring loaded floor stay is fitted to each side hinged door leaf to hold the door in the open position.



# Door Operating Mechanism



Steel bracing gives side hinged doors a robust feel in every day use. Each door includes a threshold to provide a barrier to leaves and dust and provide latching points for the twin bottom lock latches. Aside from simple fixings there is no need to drill large holes for drop bolts in the garage floor.



Side hinged doors are secured with cable activated latched to the top and bottom of each door leaf. The door threshold means no holes for bolts need to be drilled into the garage floor.



Top latches



The optional bottom threshold provides an excellent seal against leaves and other debris blowing under your door. It can be removed if a flush threshold is preferred.



White (RAL 9010)	
Brown (RAL 8017)	
Cherry Red (RAL 3005)	
Terracotta (RAL 8004)	
Golden Oak*	
Dark Oak*	
Metallic Black (BTX 7700)	
Metallic Green (BTX 4702)	
Metallic Graphite (BTX 5703)	

Aside from the ever popular white, doors are also available in the classic low gloss solid colours and shimmering metallic colours shown. Doors are also available in golden oak and dark oak effect wood grain laminates.

Every door is factory finished for excellent corrosion resistance.



garage doors

DO THINGS DIFFERENTLY

## Door Operating Mechanisms

### Retractable

Our Retractable opening mechanism is renowned for long term reliability and easy operation.



Doors are hung in their frames at the factory, tested and adjusted for perfect operation and then packed ready for shipping. The spring assisted arms lift the door smoothly up and over into tracks making these doors perfect for electric operation too!

This back view shows just how well built the doors are. This Smart Pass version has twin latches to secure the pass door and double latches to hold the door securely closed, both operated by lockable handles.



Every retractable door includes MAXIPLUS operating gear as standard - narrow profile, high level lifting arms ensuring maximum drive through width at wing mirror height.



Retractable opening mechanisms lift the door up and back into horizontal tracks for reliable and easy operation every time.



## Canopy



A canopy door is simplicity itself, operating smoothly in tracks fitted at the sides of the doors. Doors are available pre-framed or unframed for fitting to a timber goal post type frame. Single doors up to 9'0" wide and 7'0" high are available with the option of canopy lifting gear. Canopy doors are not suitable for electric operation.



The back of a canopy door has a clean appearance (premium door pictured) and is shown here with the optional four point locking kit for extra security. The slam latches are particularly effective when compared to designs found on other doors.

On canopy doors a smooth opening action is achieved with spring assisted arms lifted by a reliable cable and drum system.



Our canopy gear is fully compliant with all European legislation the door includes an anti-drop feature in the unlikely event of a cable failure. Doors are CE marked.



# Remote Control



Remote control is an affordable luxury with Legbud.

Two powerful drive units, the 220 and 250 (larger doors) will open all sizes of door and is available with a range of useful accessories to make operation even more convenient.

Retractable doors are ready for automation, whilst side hinged doors require a simple adaptor to mount the opener to the door.

Once installed, Legbud remote control openers have a host of sensing systems that ensure safe operation. Load sensors will detect any obstruction and stop and reverse the door on contact, allowing the obstruction to be removed.

Security is excellent as the motor monitors for any attempt to force the door up and pushes back!

No power? No problem, just select the battery powered system and for total independence the solar panel for charging!

Compact transmitters



... Super compact keyring transmitters



... Or a clever cigarette lighter unit




... Or digital keypad activation



No power? No problem, just select the battery powered system.



...And for total independence the solar panel for charging!





# garage doors

**LEGBUD UK**, Unit 19, The Fort Industrial Park,  
Dunlop Way, Birmingham B35 7AR

Tel: 0121 749 3699  
Fax: 0121 748 2677  
e-mail: sales@legbud.co.uk  
web: www.legbud.co.uk

## DO THINGS DIFFERENTLY

### Product Guarantees

Legbud Gargula manufactures products to the highest standards and your garage door only leaves our factory after a thorough quality and testing process.

In the unlikely event of a warranty claim, please contact your dealer that installed your garage door, and supply them details of the barcode on the side of the door. Your dealer will supply further details of your claim with proof of purchase, to the Warranty Department at LEGBUD UK.

#### 1. Warranty Period.

A warranty covering the safe and reliable operation of the LEGBUD garage door for a period of 10 years from the date of purchase is given to the original purchaser.

The purchaser is given a 2 year warranty for all springs; tracks; rollers; and hinges for normal use, whereby normal use constitutes no more than 5 operations (open/close) per day. We recommend that they are inspected annually by a competent engineer. The warranty period for replacement parts is 6 months or for the remainder of the warranty period.

#### 2. Requirements.

Warranty is valid in the country where the garage door was purchased. The product must have been purchased through one of our authorised partners and a barcode and receipt of purchase provided. The warranty only covers damage to the garage door.

#### 3. Performance.

During the warranty period we will rectify defects to the Legbud product that can be proved to be material or manufacturing faults. At our discretion we will either exchange; repair; or reduce the price. We will not accept any costs for dismantling; installation; or delivery.

The warranty does not cover damage caused by:

- Improper transport and fitting.
- Repairs by non-qualified or non competent individuals.
- External influences such as fire, water, alkaline solutions, acid, bird droppings or abnormal atmospheric pollution.
- The use of non Legbud parts without the approval of the manufacturer.

Additional Information:

- It is a fundamental condition of this guarantee that the product has been installed, maintained and serviced correctly and is used solely for the purpose for which it was designed.
- Incorrect installation, maintenance and service will invalidate this warranty.
- The door must be kept in a clean condition and free from impact damage.

Presented by:



## Do Thing Differently with Legbud

Here at Legbud you'll find an impressive range of products that make life that bit better. Our garage doors have extra touches that you just don't find anywhere else and certainly not ones that meet our "everyday pricing" philosophy. At Legbud clever ideas don't cost the earth! We achieve this by using intelligent design to provide elegantly simple solutions to every day life. Our "Smartpass" doors are a great example - an up and over door with a built-in access door for those times when you just don't need to open the whole door -

...elegant, simple and at everyday pricing!

Over the coming pages you'll see more examples of intelligent design working with the classic styles from our range of garage doors. What's more, intelligent design means our doors are some of the best made and fully comply with BS 13241 and current European safety standards.

We're based in Birmingham, but our doors are available through a network of specialists. Each specialist has years of experience in fitting garage doors and understands what a difference an attractive and easy to operate garage door makes to every day life. For your nearest specialist just call 0121 749 3699



